

USED COVAIR PARTS FOR SALE: Charlie wants us to know that if we need anything Corvair, put it on paper and send it to him. He also wants us to know he's been GENUINE since 1961. (which I guess means he was un-genuine before that)

Charles Dye #537
2902 N. 60th Drive
Phoenix, AZ 85033
(602) 247-3272

DUES ARE DUE!!!!!!!

If your address label has 1987 on it, your 1988 dues are not paid. Please remit \$4.00 for 1988 to our Secretary-Treasurer Louis Griggs. Make checks payable to Group ULTRA Van. Don't miss another fun filled year of Whales On Wheels. Send in your dues TODAY! if your address label has an 88 on it, thank you and Happy New Year.

MEMBERSHIP APPLICATION	
GROUP ULTRA VAN	DUES \$4.00 per Year
NAME _____	VAN# _____
ADDRESS _____	
CITY _____	
ZIP _____	PHONE _____
MAKE CHECK PAYABLE TO GROUP ULTRA VAN SEND TO SEC/TREASURER	
LOUIS GRIGGS 626 BROOKFIELD AVE. CUMBERLAND MD. 21502	

1199 Dunsyre drive
LAFAYETTE, CALIFORNIA
94549




WHALES ON WHEELS

VOLUME VII NUMBER 4 WINTER 1988

GROUP
ULTRAVAN

TC:

EARL MCCRARY 87
115 FAWN DRIVE
SAN ANTONIO TX 78231



WHALES ON WHEELS IS A QUARTERLY PUBLICATION OF GROUP
ULTRA VAN, A CORSA CHAPTER

PRESIDENT

BOB FRANZ #472
220 West Fourth St.
Antioch, Ca. 94509
(415) 757-3557

SECRETARY-TREASURER

LOUIS GRIGGS #334
626 Brookfield Ave.
Cumberland, Mo. 21502

EASTERN DIRECTOR

PETE KOEHLER #465
27446 Beacon Sq.
Farmington Hills, Mi. 49018

VICE PRESIDENT

JIM BENTS #466
6571 Spring Path Lane
San Jose, Ca. 95120
(408) 997-7438

EDITOR

CHRISTY BARDEN #228
1199 Dunsyre Drive
LaFayette, Ca. 94549

WESTERN DIRECTOR

ART ELLER #364
3873 Shannon Rd.
Los Angeles, Ca. 90027

Typed and assembled under the supervision of
Leona Campbell

Group ULTRA VAN is a CHAPTER OF CORVAIR SOCIETY OF
AMERICA (CORSA). Dues are \$4.00 annually. Submit
all technical information to the President.

GROUP ULTRA VAN is dedicated to the preservation and
use of ULTRA Vans. This 22 foot unique motor home was
designed by David Peterson and built in Kansas until
1970. About 360 units were built. For a full story,
read the April 1980 (Vol. 2, Number 8) CORSA Commu-
nique. For this issue please send \$3.00 to CORSA,
PO Box 550. Midlothian, Ill. 60445-0550 (312) 339-6241.

COVER STORY: OUR NEW PRESIDENT AND 1st LADY IN FRONT
OF THEIR NEWLY PAINTED ULTRA VAN

FROM THE PRESIDENT

Where has the time gone? It has been one year already
that I have served as your President. I have really
enjoyed the job and looking back at what was accom-
plished during that time frame makes me feel it was
worth all the effort.

Western Director, Bob Franz, will take over as your
President as of Jan. 1, 1988 and I hope you will
support him as you have me.

Art Eller has agreed to fill the Directors position
left open by Bob, so welcome aboard Art. Art, as
you probably already know is the club's automatic
transmission expert and who has in the past hosted
several transmission overhaul clinics. Perhaps Art
will give us a little insight one of these days soon
on what to expect in regards to the parts situation
of the automatic's in the future.

Another person that I want to recognize in this my
last letter, is Mrs Leona Campbell. Without her
nimble fingers on the typewriter keys, you probably
would be reading this in my rough handwriting. So
Leona, a big thank you for all your work.

The sales of the new jacket patch has been out-
standing. The purchase price has been returned so
now the rest will be profit to the club treasury.
The price is still only \$3.00ea., and they can be
purchased from your new President, myself, Christy
Barden or Dan Rienhardt.

There continues to be persons joining the Club that
do not own an ULTRA, but are looking for one to buy.
So again, if you know of one for sale, please send
the info to the Editor.


The last event of this year for the club was the
"Great Western Fan Belt Toss and Swap Meet" at
Palm Springs, Ca., No. 13-15. 24 ULTRA's were there.
What a great sight that was, all of whom were club
Members.

The event included a super big swap meet, a car show of 48 different Corvair vehicles, a banquet with dancing and a special dance routine performed by our Editor, Christy Barden.


This yearly event has become the premier Corvair show of the Western States. Plan to be there next year and let's have 30 ULTRA's on the site to show off to all of our Corvair Club friends.

So that's all folks. It has been a pleasure. See ya at the next rally.

Jim Craig



PALM SPRING'S OUTSIDE POTLUCK ULTRA DINNER



BILL AND RACHAEL HELANDER RECEIVED A BEAUTIFUL TROPHY FOR BEING THE OLDEST COUPLE THAT DROVE TO PALM SPRINGS G.W.G.B.T. & S.M.

RALLY REPORTS

BY JIM CRAIG

1. The ULTRA Van Motor Coach Club National Rally was held in Hot Springs, Arkansas, Oct 5-11th. 35 ULTRAS and 10 associates enjoyed a week of good weather, friendship, pot luck and kicking tires. The rally site had all of the conveniences such as a meeting and dining hall, outside game areas, fishing etc. The local trees were just beginning to turn colors and by the middle of the second week, it was beautiful around the area.

The men enjoyed several good tech sessions and the ladies made different craft items in preparation for the installation of officers dinner. Eight couples that had celebrated their 50th Wedding Anniversaries, were honored at the dinner also.

Several ULTRA couples joined together to go to Memphis to visit the Grand Ole Opry. Others headed home or to other places after bidding so long until they meet again.

The 1988 National Rally will be in Broussard, Louisiana, Sept. 17-25.

2. The Palm Spring, Ca., "Great Western Fan Belt Toss and Swap Meet" event was held Nov. 13-15. It was attended by 24 ULTRAS and their owners. The event has become the premier Corvair show in the Southwest and this being the 10th annual affair, it was well attended. They had 52 cars entered and 48 showed up for the car show. It was the biggest and best display of Corvair vehicles the event has ever had.

The swap meet itself was huge. Any Corvair part known, could be found. Prices were very good this year. This is possibly the largest CORVAIR only swap meet held in the United States.

Several of our club members won different awards and prizes. Ernie Newhouse won 1st place trophy for the Best Forward Control vehicle and Bill Helander won

a perpetual trophy for being the eldest participant. It was a large loving cup, which will have his name on it and he will be able to keep it until next year's annual meet. Congratulations to you all.

Our esteemed editor, Christy Barden, assisted the evenings lady performer in her dance routine and did an outstanding job. I didn't realize he had that kind of talent. Great, Christy, keep it up!

So, next year, let's have 30 ULTRAS on site for all to enjoy. Watch this newsletter for date and details.


3. NEW UPCOMING RALLIES:

March 10-14, 1988, Lake Casitas Recreation Area, Ventura, California. It is approx. 17 miles north of highway #101 on #33. Nearest towns are Ventura, Oak View and Mira Monte. FEE: \$8.00 per day with a minimum of ten coaches. No hook-ups, free dump. *(Need to have four coaches there on March 10th to assure a group camp site). NOTE: Be sure to let ranger know that you are part of the Group ULTRA Van Club. Bring firewood and materials for a big "pig out" (pot luck) on the 11th and stuff for a new mid day "smorgasbord" on the 12th (like, "a wide variety of appetizers and other tasty foods, as cheeses, fishes, meats, salads & etc.") This will be a "NO pressure type campout." Coffee hour 9-10, (ladies and men's "Bull Session." if you desire). One evening will be dinner out. On the 13th, campfire entertainment by the Eller family. Weather: Warm days, cool to cold evenings and nights. Campground telephone: (805) 649-2233. Hosts: Ellers, Dinesens and Jim and Marlene Craig (619) 571-3493. *SPECIAL NOTE: First four ULTRA Vans arriving will get full hook ups, satellite TV, hot and cold showers and cold beer! Assured by Joe Isuzu (He lies alot,Ed.) ALSO: All CORSA members are invited even though they don't have an ULTRA Van.

COVER STORY



BOB & ROBERTA FRANZ "BEFORE" PHOTO



RIB REPLACEMENT ON LEFT SIDE

REPAINTING AND UPDATING (COVER STORY)

Have you noticed the attention a repainted ULTRA gets when it pulls into a rally site? Of course the owner is proud to show it off and for some reason they claim the (ULTRA) even drives and handles differently after repainting. Probably something to that.

Bob and Roberta Franz had me assist them in preparing their ULTRA for repainting recently and the end result was outstanding. The pictures show some of the details, but check it out at the next rally!

Preparation was as follows;

1. Install new larger rear window.
2. Relocate license plate and light.
3. Rechrome headlight, bezels and license light assy.
4. Replace all clearance lights (old ones rusty).
5. Replaced 3'X4' skin section on L/H side.
6. Replace three rib sections on L/H side.
7. Removed orig. gold mylas stripes.
8. Resealed all skin joints on top and around windows.
9. Removed orig. radio antenna on L/H side (no more wind noise).
10. Installed new retractable antenna in L/H overhead cabinet.
11. Repaired several dents and cracks in side and rear doors.
12. Repaired corrosion on side skins in area of clearance lights.
13. Repaired hole in lower front, for greasing steering and installed a removeable metal cap.
14. Assisted in designing and laying out color stripes.
15. Taped coach for color stripes and rear window outline.
16. Sanded and filled minor dents and dings.
17. Washed roof and rain gutters to remove accumulated dirt, leaves etc.
18. Installed new square wire screens to engine air inlet door and opening.


The coach looked terrible when Bob took it to the shop, (spotty primer and all), but it was a beauty when it came out.

Paint shop was Pacific Coast Body and Paint in San Diego.

Jim Craig #202

Repainting Services

1. Pacific Coast Auto Body, Paint and Frame
8575 Miramar Place
San Diego, Ca. 92121
MGR. Mr. Don Nordgren
(619) 452-7200 \$750.00 one color
2. American Auto Service -
11247 Burbank Blvd.
North Hollywood, Ca. 91601
MGR. Mr. Ron Bowman
(818) 761-3220 \$750.00 one color




BOB WITH #472 IN THE PAINT SHOP

OLD ULTRA VAN UNCOVERED:

Harold Starbird also sends us the above photo. It was taken in the warehouse in the Dakotas. It's a one of a kind ULTRA Van, dating back to 1963 when David Peterson took the project back from Presto-Lite. The story seem's to go that Presto-Lite wanted to get around paying David Peterson a royalty on each ULTRA Van produced. So, they redesigned the front end, hoping this redesign would be enough to show that now this was their design. David Peterson would have no part of it (sound familiar)? He took them to court and took the project back. This was the last ULTRA Van that Presto-Lite produced. It is a 24 foot unit.

You will notice they have redesigned the front belt line. I believe bondo was used to build up the front end and rehape it. The bumpers are unique also. By doing this they added quite a bit of weight to the front end, and also lost the project. Who knows, maybe they wanted out anyway. I tried to contact Presto-Lite about 10 years ago to do an interview with someone who might have more information on the ULTRA Van's they produced. The people who were involved in it are no longer there or have passed on.

It would sure be fun to see this one at a rally. If you want more information, contact Harold Starbird.



BEST CARB. REBUILD KIT

Having tried alot of different carb. rebuild kits for the Corvair engine, I recommend (NAPA) ECHLIN Kit, #2-5259 (2 kits per engine). It has good pictures, directions, gauge and all various gaskets for the different models of carbs. Cost Approx.\$12.00.

Jim Craig

AUTOMATIC TRANS "E" CLIP

We have all heard about the infamous "E" clip that breaks and leaves you locked in low or hight gear (no shifting) but have you heard where to buy them? Sheep spring, New Mexico parts house don't carry them (even if there were any parts house there). So, purchase them from your friendly NAPA parts house. Ask for P/N 1000X21, Snap Ring Package, 20 each in pack. (Clip #1006 on their ring chart)

Jim Craig

LEAKING MODULATOR

A defective modulator can give you a series of problems. Install a piece of clear plastic tubing between the modulator and pipe that goes to the vacumm cross over tube, then you can see when the red auto trans oil gets in the clear section, indicating that the modulator has failed. Carry a spare. These are hard to find. Brands and part numbers are as follows, DELCO #352637 (was 3812741), Standard plus #TM-4, Borg Warner #VM-104

Jim Craig

TESTING YOUR AUTOMATIC TRANSMISSION FLUID

Equipment needed: Small amount of "NEW" ATF, small amount of "OLD" ATF, White blotter paper:

Procedure; Place a drop or two of transmission fluid from your transmission (you can get it from the dip stick) on a clean piece of

white blotter paper.

Next to this place another one or two drops of equal size of fresh, unused transmission fluid.

You will now have two separate spots on the blotter paper, one from the fresh fluid, the other from the fluid in your transmission. Now wait about an hour and then observe the blotter paper and the spots. Compare the size and color of the spots left by the transmission fluids.

The fresh fluid spot is your base-line reference spot. It will be large and have a reddish or light brown color. Compare your transmission fluid's spot to the one made by the fresh fluid. Is it about as large as the fresh fluid spot and does it have some red or light brown coloration, or is it a small dark spot?

An automatic transmission fluid that does not exhibit good spreadability, creep and coloration is more than likely suffering from oxidation and should be replaced. A spot that approximates the color and size of the fresh fluid spot indicates that the fluid is still fine and should be left in the transmission.

This procedure was extracted from the current issue of Automotive Engineering Magazine: It was suggested that this test be performed every 2 or 3 months to prevent severe oxidizing conditions that can lead to (1) deposition of sludge and varnish in the transmission, (2) an increase in corrosion of copper alloy bearings, (3) hardening of various elastomeric seals, and (4) glazing, flaking and wear of clutch plates and bands.....

Bill Schehl #431



STILL MORE ON DIFFERENTIALS

Last spring and summer, we talked about spinning the pinion gear on the shaft. Now we talk about wearing out, or grinding down, the pinion gear. This has only been reported on the 4:11 gear sets. Harold Starbird, offered the above photo. His theory was the possibility of the increased pitch of the gear, that the heavy weight of ULTRA Van's could have caused the problem. Others have suggested the possibility of the gear sets not being hardened. You be the judge, but the photo says alot.

CLASSIFIED

#202 ULTRA Van, Corvair engine and auto trans., 50,000 orig miles. 2nd owner, new rugs and tires. Runs and drives like new, excellent interior and all glass. Very good 2nd paint job. Only ULTRA built with entrance door in R/V center. Weight under 3000lbs. Ready to go anywhere. \$6995.00.

Jim Craig
(619) 571-3493

#413 1968 ULTRA-110HP, in excellent condition. New fridge, Cat. heater, upholstery, rugs, mini blinds, wheels, and overhauled engine, transmission cooler & gauges. Reason for selling, want to go full timing and need larger home-on-wheels. Call (619) 469-7476. No reasonable offer refused.

Anne & Ted Kujawa

#480 ULTRA Van with V-6 Buick engine, three speed Hydro transmission, generator and air. Asking \$4200.

Roger & Tommie Young
4788 SW. 39 Way,
Ft. Lauderdale, FL.

#371 1968 ULTRA Van-140 HP, auto. transmission. \$6000 OBO. Also parts— early Corvair Van axles, cleaned and regreased \$75 postpaid 2 for \$125 postpaid. New FC bearing (54217 with puller) \$100. Early car axles cleaned & regreased (specify 60-62 or 63-64) \$50 postpaid. Engine, 1966 110 HP with auto. bell housing, complete and detailed for show or go. 3 hr. run in on engine stand \$1200 OBO.

Stan Light
P.O. Box 13,
Ellenton, FL. 34222
(813) 747-5833

#492 1969 ULTRA Van 140 HP modified for increased low speed torque. Exceptionally clean inside and out. Repainted with beige Acrylic enamel. New carpeting, lined drapes, venetian blinds. Make offer.

Hal Honer
30493 Kings Valley Drive,
Conifer, CO. 80433
(303) 838-5295

WANTED: Original ULTRA Van promotional literature, ads, photos, etc., for Corvair library. I especially need the following:

1. "From Covered Wagon to ULTRAVan" brochure. Need different versions if there were any.
2. "Pinning the Tail on the Donkey" sales folder.
3. "Ultra, Inc" 6 page brochure on factory.
4. Original issue of "Family Motor Coaching" May 1969- has article "The Ultra Story".

Will purchase, or I have much Corvair literature to trade.

Dave Newell
PO Box 588
Orinda, Ca. 94563
(415) 223-4725

(Dave Newell is the official historian for CORSA. ED.)

CARBURETOR THROTTLE SHAFT REPAIR
\$7.50

Robert K. Henrich
401 Basewood
Richland, WA 99352
(509) 946-8385

1. Restores carburetor throttle shaft and its operation to near new condition. Virtually eliminates vacuum and gasoline leaks. Improves carburetor balance and engine idle.
2. Carburetor body line reamed on lathe to 11/32".
3. Throttle shaft fitted with full length brass bushing and secured with LOCTITE.
4. Butterfly reinstalled in the original position.
5. Send only clean carb body with throttle shaft in place plus money for return shipping. Please add \$1.25 per parcel for local UPS mail handling facility.
6. \$7.50 per carburetor shaft rebushing. Add \$1.00 if you want the linkage holes resized. Add \$1.00 if the throttle arm needs reswedging and silver soldered to the throttle shaft.
7. Prompt return (2-3 working days) of carburetors.