

Rally



Car Show



Rallies and Car Shows are a big attraction for the Ultra Vans. Besides showing them off to all, the comradery is great. So make plans to attend one!

Whales On Wheels

a publication of the Ultra Van Motor Coach Club

Volume 2015

April Issue #2

The Whales on Wheels is a quarterly publication of the Ultra Van Motor Coach Club, Inc. a CORSA Chapter and is dedicated to the preservation and use of the Ultra Van. This 22 foot, unique, motor home was designed by David Peterson and built in Kansas until 1970. About 365 units were built. For membership, please remit dues to the Treasurer, Owen Strawn (\$5 per year if your newsletter is delivered by e mail or \$15 per year if the newsletter is delivered by snail mail (Post Office). Make checks payable to Ultra Van Motor Coach Club. Send submissions to WOW by email to the Editor, Brenda Standal (Digital submissions are preferred, but even hand written are acceptable)

UVMCC, Inc. 278 Garden Circle Manteca, CA 95336

PRESIDENT

Jerry Kramer #434
1869 Union City Rd.
Ft. Recovery, OH 45846-9316
(419) 852-5720
krammary@bright.net

VICE PRESIDENT

Lewis Young #497A
278 Garden Circle
Manteca, CA 95336
(209) 823-6293
sly111@comcast.net

TREASURER

Owen Strawn
434 So. Lexington Rd.
Wichita, KS 67218
(316) 208-4885
owenstrawn@yahoo.com

SECRETARY

Mary Lou Kramer #424
1869 Union City Rd.
Ft. Recovery, OH 45846-9316
(419) 852-9380
krammary@bright.net

NEWSLETTER EDITOR

Brenda Standal #480
1285 Driftwood Dr.
N. Fort Myers, FL 33903
(239) 656-3075
brennorm@aol.com

TECHNICAL EDITOR

James Davis #388
312 Butterworth Road
Murray, KY 420718241
(270) 435-4572
jld@wk.net

Eastern

Doug Pratt (570) 549-8136 '15
Norm Standal (249) 656-3075 '16
Jim Davis (270) 435-4572 '17

DIRECTORS

Western

Jerry Mello (541) 926-2631 '15
Chuck Hanson (702) 743-2021 '16
Gale Pfueller (360) 734-3953 '17

UVMCC Membership E Mail for the Treasurer is at: uvmcc_membership@yahoo.com

Web Site: <http://www.corvair.org/chapters/ultravan/>

INDEX

Page	Subject
1	Ultra Van Newsletter Cover
2	Index
	Calendar of Events
3	Prez Sez
	Death Notices
	Message from your Editor
4	Eastern Summer Rally in Minnesota
5	CORSA National at Knoxville, TN
	2015 National Ultra Van Rally in Branson, MO
6	Ultra Vans for Sale
	Ultra Class Ads
7	Ultra Merchandise
8-10	Tech Tips
11	Report on AVI Rally
12	Report on Eastern Spring Rally

2015 Calendar of Events

June 2-6	Eastern Summer Rally in Minn.	Page 4
June 24-27	CORSA National at Knoxville, TN	Page 5
Sept 13-17	2015 Ultra Van Nat'l Rally in Branson, MO	Page 5

"The Ernest Newhouse Award"

There have been questions regarding the procedures and selection of a person who should receive the Ernest Newhouse Award. The following was taken from our By-Laws Dated 2006 Appendix – J Paragraph 2 Procedures (5/93)(7/00)(8/05)


The award recognizes an Ultra Member who has contributed in an outstanding manner to the progress, enjoyment and general success of the Club and its activities, and meets the qualifications as stated in "B" below. (7/00)(8/05) Basis for selection will be the individual performance during the entire period of membership. Not limited to the previous year or any other shorter time period. To qualify for nomination of this award, the individual must have done four of the following six items:

1. Host at least one National Rally.
2. Hold a Chair position of a committee.
3. Hold at least one term as a club officer, Tech. or other Club position.
4. Be a member of the Club for a minimum of two years.
5. Host at least two regional Rallies, or a second National Rally.
6. Accomplish outstanding or superior services to the Club.

A written, qualifying report will be sent to the President for each nominee for verification. The President will forward each qualified report to the editor for inclusion on the Ballot.

Members vote by ballot, preceding or during the National Rally. Nominations will be as specified in paragraph 2B above.

Presentation of the award occurs at the National Rally. A tie vote selects the individual of longest Club membership. An individual may receive the award one time. The "Ernie Award" is the highest individual recognition that the Club offers. The Medallion will be worn at all Ultra Assemblies



PREZ SEZ

April 2015

We had excellent weather for the Eastern Spring Rally at Titusville. Look for a full report later in this newsletter.

After twenty years of driving the Ultra, for the first time, we lost a hub cap. Bummer! The problem I mentioned in the last prez sez, with our left front tire turned out to be a leaking valve stem.

It is time again for nominations for the "Ernie" award. Nominations need to be submitted to the president by June 15. Thanks.

Plans are moving ahead for the National Rally in Branson, Missouri for September. Hope to see many of you there.

Wishing all of you a blessed and happy Easter.

Jerry



Claire Hoffman (x-UV468), please be informed that there will be a memorial service held on Saturday, March 28th at 1:30 pm at the Prairie Greens Clubhouse at 7781 Mountain View Dr. in Frederick, CO. An interment ceremony for both Claire and John (who passed in 2004) will be held in May.



Jean McMasters, 93 passed away March 28, 2015, a longtime Ultra Van mainstay.

Jean & his wife Bette were UVMCC members from 1979, and were among the founding members of Corsa's Group Ultra Van in 1981. Jean served as Eastern Director of the UVMCC and was bestowed its highest honor - the Ernest Newhouse Award - in 2010.

Jean was well known for his UV #330 which he drove somewhere north of 600,000 miles, and somewhat less well known for his restoring a half-dozen or more others. Rest in Peace, Jean.



A Special Note from Your Editor.....It is more economical to receive your newsletter electronically now, so if there some of you out there who now have e mail & would like to receive your Whales on Wheels very fast (It takes 2 seconds to e mail it to you), please let me know and I will take you off of my Snail Mail list. You can e mail me at the address below.

Brenda Standal

239-656-3075 brennorm@aol.com



2015 Eastern ULTRA VAN Summer Rally

June 2-6 near Rochester, MN.

Hosted by Gary & Olga Anderson

The rally will be held at Olmsted County's Chester Woods Park (chesterwoods@co.olmsted.mn.us), located just off US 14 between Rochester and Eyota, in Southeastern MN. Camping fee is \$30/night plus a one-time park entrance fee of \$5 for the duration of your stay. Facilities include level parking pads with electric service in an area shaded with mature hardwoods. A dump station is provided, as are hot showers. The park surrounds a lake nestled in a wooded valley. It has nice hiking trails, an attractive sand swimming beach, a boat dock and fishing docks. Outboard motors are not permitted (electric trolling motors are ok), making for a sane and peaceful water experience. The hosts will supply two or three cars for tours and for transporting attendees to events and shopping.

Activities

(Specific Scheduling TBA)

Welcome Dinner: Olga and Gary Anderson will provide dinner on the opening evening. BYOB.

Breakfast Coffee & goodies: Daily.

Swimming, boating & canoeing. Attendees will have the free use of boating equipment provided by the hosts. This includes several canoes & aluminum fishing boats plus allied equipment to include trolling motors.

Technical Session: Glenn Lemke (engineer, designer and UV renovator extraordinaire) will give a presentation on some aspect of his stem-to-stern UV rebuild. Club Technical Advisor and fount of knowledge, Jim Davis, is also expected to be in attendance to answer your questions. We hope to schedule additional tech session presenters.

Coach Hopping: Check out the equipment and décor in your neighbors' coaches. Show off your own. If yours isn't to brag about, don't worry. Ours is worse.

Business Meeting: Your chance to give the business to any elected officers present. We have tentative commitments to attend from the UVMCC's President and its Secretary.

Pot Luck Dinner: Bring your tuxedo and your best Tater Tot hot dish to this traditional event. (Translation for non-Minnesotans: hot dish = casserole.) Lime Jello Surprise desserts also gleefully accepted.

Wednesday Evening Car Show: Free. Cruise-in on the lawn at the Eagles Club, 5pm – whenever. Beer, burgers, brats, etc. are available on the patio. Let's bring an Ultra Van! Did I mention they have beer?

Thursdays on First & Third: A weekly street festival and outdoor market of over 100 art, craft and food vendors and live entertainment every Thursday throughout the summer in downtown Rochester. Sit back and relax with friends and family as live dance and performing arts are featured from 11:30 AM-12:30 PM. Stick around for the Music Festival

performances at 5:00 PM and 7:00 PM on two stages.

Tours of the Bluff Country of Southeastern Minnesota: Tributaries of the Mississippi carve scenic valleys in the broken terrain approaching the Mississippi River. Amish settlements are scattered throughout the area. Cross the Mississippi to exotic Wisconsin. Experience cheese. Cross the border to exotic Iowa (visas not required). Experience corn and pigs.

Guided tour of Mayo Clinic: Free. (For those desiring a more intimate experience, have the organ of your choice removed, repaired, reamed, or replaced. Nominal charge. Advance scheduling preferred. Major credit cards accepted.)

Do you play a musical instrument? Bring it. (Tubas, drums, and trumpets excepted.)

Interested? Please call or email Gary or Olga Anderson to RSVP or for more information. ganderson8@juno.com. 507-289-2084. Updates will be posted on the Yahoo Ultra Van group site.



CORSA International Convention in Knoxville TN

Hosted by Knoxville Area Corvair Club

June 24th, 2015 8:00 AM *through* June 27th, 2015 3:00 PM

501 E Hill Ave Knoxville, TN 37915 United States International Convention



2015 Ultra Van National Rally In Branson, Missouri

September 13-17, 2015

Hosted by the Standals and the Kramers

At the **Musicland Kampground**

116 N. Gretna Rd


Branson, Missouri 65616

(888) 248-9080

(417) 334-0848

www.musiclandkampground.com

When reserving, please mention the Ultra Van group



Ultra Vans For Sale

#232 Ultra Van. This unit has about 1200 miles on a rebuilt 110 engine. I have invested over \$12,000 for renovation and upgrading. I had just returned from a 1,200 trip with my Ultra before taking it in for some body work and paint job. At that time, it was in great running condition before the wiring was removed. There is a brand new refrigerator, Onan generator, exterior body parts, and (2) windshields that are stored with the Ultra Van in Las Vegas. It also has a rebuilt transmission. Included are heavy duty brakes, new front suspension, air conditioner and swamp cooler. The exterior body is in fairly good shape. The wiring, interior paneling and carpet have been removed in a renovation attempt. Would consider the buyer using some bartering, or doing the mechanical work that needs to be completed. Ultra Van #232 has been relocated to the property of Chuck Hanson in Mesquite, Nevada. He intends to do some upgrades and improvements on Ultra Van #232. His cell phone number: (702) 346-1688. We can thank Chuck for saving another Ultra from the graveyard. **Darrell Woofter contact at 417-725-8088 or email me at woofcorvair@aol.com for questions. Please make Offer**



Ultra Class Want Ads

WANTED: I need an original steering column for UV 222. A mid-eighties olds column has been installed in our coach and I don't like it. If not mistaken, the original column would have been a Ross steering unit. Please contact me at bojogray@primus.ca or johngray063@yahoo.com 905 449 9858. I have a US postal box so shipping should not be an issue.
John Gray, Oshawa, Ontario

FOR SALE: A compilation of all Ultra Van Technical Tips and Technical Articles from 1966 to 2012 on a CD. This supplement to the Ryerson Manual is fully searchable by word or subject and is indexed to the Ryerson Manual. The CD is in Portable Document Form so it loads on any computer that a PDF reader installed. Cost is \$15 including shipping to CONUS addresses and \$25 to other addresses.
James Davis, 312 Butterworth Rd., Murray, KY 41071

For Sale: Reprinted Ryerson Ultra Van Manual

I now have the Ryerson Ultra Van Service/Repair manual and a CD version of it available.

Prices: Manual only \$50.ea. (Mailed in USA.)

Manual only \$70.ea. (Mailed to Canada.)

CD only \$17. (Mailed in USA.)

CD only \$22. (Mailed to Canada.)

CD mailed with manual \$15. (To all.)

Make check to: Eric Kirven.

Mail to: 3585 Cerritos Ave., Long Beach, CA 90807



ULTRA MERCHANDISE



CUTE Miniature Cloisonné Ultra pins \$5.00 each
NEW Cloisonné Ultra earring set \$7.00
NEW Cloisonné Ultra pendants (chain not included) \$3.50
NEW Ultra coffee mugs \$8.00
 Club badges – 1st one free at rally or \$5.00 replacement
 "Corvair Powered" bumper stickers \$3 or 2 for \$5
 DVD of Ultra Archives \$5.00
 VIN # plates (blank – you provide coach #) \$3.00
 Blue Golf shirt with stitched "Ultra Van" \$5 (sizes XL & 2XL)
 A few T-shirts from past rallies @ \$5.00

Booklet "From Covered Wagon to Ultra Van" \$5.00
 3 1/2" X 4 1/2" Stitched patches w/ Ultra on US map & flag \$3.00
 Tech tips, sets 1 or 2 (\$13 + \$2 shipping each mailed)
 Window decals: UVMCC with Ultra \$1.00
 Postcards and notecards @ various prices
 Various Viton "O" Rings by Safari priced from \$1 - \$9.00
 (Plus shipping)

Call or e-mail about these items...
**OR BETTER YET,
 SHOW UP AT A
 RALLY!**

Available at rallies or by ordering from:
Eastern Merchandise Chairman - Nancy Pratt 570-549-8136 dnpratt@juno.com OR...
Western Merchandise Chairman - Patty Mello 541-926-2631 nanapatty1951@hotmail.com



Remember these pictures.....????????????????????




I recently had occasion to read the fuel pump pressure on my FC. Fortunately Gary Nelson had once found me a nice low pressure gauge, so that I could do this, if I ever needed to he got one, too. When I test for pressure I simply disconnect one carbs supply line and put the gauge on that pipe. Starting the engine allows a few minutes of idle-time to make the reading.

My engine seemed to be low on fuel so I thought I'd check the pressure - - What I saw was confusing as the gauge said nearly ZERO...I couldn't figure how that could be because there was flow enough to fill the carbs most of the time.

So I checked the fuel filter to see if maybe it was dirty and dropping a few of my precious pounds. One look told me I was on the right track. [See picture of a very dirty filter. I would guess about ten years, worth of accumulation.]

Changed out the filter and got 4 pounds on the gauge!



To head-off a future situation I built a pressure-Lite... [See picture.] I cut out a piece of the fuel line so there was room to install a Tee. On that Tee I mounted a small bellows that expands out to contact a micro switch. The switch is epoxied to a metal L bracket. The dimension of bellows movement determines when the switch opens the circuit. I

have it set to light the dash LED when the pressure is below 2 psi.

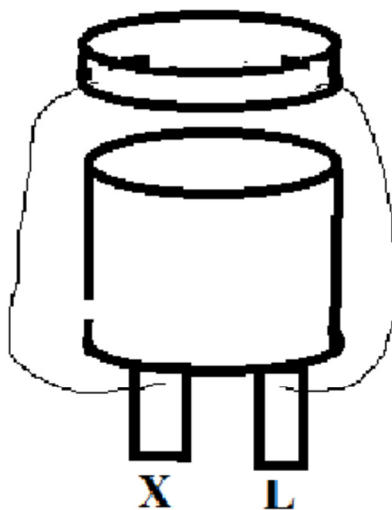
When starting the engine the light will be on...see LED above (and a bit to the right) of the oil temp gauge when there is no pressure. I use a green LED to be gentler on my eyes. When the system comes on and there is pressure 2psi, the light will go dark and I will know that both pump and filter are working well.



Tweeter on Your Flasher



Radio Shack Model: 273-059 Catalog #: 2730059 76dB Piezo Buzzer



**Red lead is plus
Black is the other**

**Glue the tweeter to
the top of the
flasher and solder
the leads on the
terminals.**

**The signals light when X is hot and the switch is
closed so L gets the current. When the switch
opens and X is still hot, the tweeter is grounded
by the load and gives out **sound** !**

Automatic Transmission Fluid (ATF) leaks at the torque converter area on An Ultra Van can range from one drop to an unmanageable stream. The fluid will be noticed first at the small hole in the bottom of the aluminum converter housing and as the amount of leaking fluid increases it will be thrown out through the cooling air exit on the passenger side of the housing. Larger leaks will end up on the exhaust pipe and soak the passenger side heater hose. Once a diagnosis has been made, access to the converter requires removing the engine and transaxle and then separating the transaxle from the engine to begin determining the cause. Be sure you have identified the actual cause of the leak before simply changing the seal – it is a long way back in there!

Stator Shaft: This is the fixed splined shaft protruding from the rear of the differential. The torque converter is bolted to the flex plate (it flexes) at one end and it rides on the stator shaft at the other end. Gravity causes the converter bushing to wear the top portion of the stator shaft during service. If the shaft is severely worn it will let the converter sag slightly putting offset pressures on the converter hub seal and can cause leaking from the seal, especially if the seal is old and hardened. [1963 and later differential stator shafts can be rotated 180 degrees to give a smooth surface for the convertor to ride on.]

The Converter Itself: With the converter full to the hub when vertical, clean around the hub and sit the converter up against a wall overnight to check for a crack at the welded area around the hub. Rotate the converter 180 degrees and then check the other side for any seeps. Use a light and a magnifier to look for any wetness: the fluid is hard to see in small amounts on the rust colored metal. [Dusting the torque converter with baby powder can help find a small crack.]

A small crack may open up under highway heat; cracks are rare but I have personally seen them.

The converter hub has an inner bushing that may be worn; generally you should replace it unless it is perfect and you know its history. A worn bushing will allow the converter to vibrate or wobble on the stator shaft and constantly flex the seal. Check the flex plate for cracks or damage and that it is installed concave side towards the engine. The outer surface of the converter hub must be clean and polished for the seal lips to ride against; obviously there should be no scratches or grooves. If you have a rebuilt converter, be sure the hub has not been turned down excessively. Measure against another converter or check the seal fit. If you have (or can borrow) a spare stator shaft, check the converter clutch by inserting the shaft and spinning in both clockwise and counterclockwise directions. You should feel more resistance spinning clockwise. This is not a cause of a leak but a good check while you are there.

Converter Hub Seal: Before you install a new seal in the differential you should first install it over the converter hub with the flat side (numbers) up. Be sure that the secondary seal lip actually is in contact with the hub surface. My experience has shown that there are seals sold with only the primary lip touching, and they can have a one or two drop leak every time you return from highway driving. The primary seal lip is supposed to allow a tiny amount of fluid past in order to lubricate the seal edge and the secondary lip (which is not as tight) stops the one or two drops. The seal I have found with the best lip configuration is 9845 (National or equivalent). After installation of a new seal you must pre-lube the lips and visually check that the spring has remained in place on the inside of the primary seal lip.

Differential Transfer Passage: Transmission fluid returning from the converter past the bushing is routed through a transfer passage on the left side of the differential back to the transmission. If a PowerGlide differential is rebuilt it is absolutely essential that one of the slots in the stator shaft lines up perfectly with the transfer passage hole in the differential when the shaft is pressed in; otherwise, fluid may be forced out of the converter seal. This can be checked with the seal removed simply by looking inside the opening on the driver's side of the shaft. The drain back hole itself is only 1/4 inch diameter at the stator shaft (larger at the other end) so check the entire route through the differential if necessary. I heard of one incident of that passage being plugged with debris and it was not discovered until the third drive train removal for ATF leaks.

Western AVI Ultra Van Rally Report

By Betsey Senn

The AVI Ultra Van Rally was a great success....weather was perfect, not too hot, and not too windy. We parked in our usual spaces, along the golf course and its moat....the sounds of its rippling waves after dark were soothing, yet made ya wonder if Nessie's cousin lives in there! Hopefully he/she won't think our little Ultras are a snack! And speaking of food, dining at the AVI Casino was deeeelicious and reasonable with lots of choices (love their Thursday 2-4-1 buffets all day long), so there's no need for any cooking. And it was so gracious of Jacob, the KOA Park Manager, to give us free tickets to Friday's breakfast buffet. They truly appreciate us holding our Rally at the AVI KOA each Spring - they toured and took pictures of our Ultras and posted us on their KOA Facebook page....check it out if you haven't already: <https://www.facebook.com/laughlinkoa/posts/448117332012000>.

We must have quite the reputation there at the KOA - when 3 of us gals flagged down the shuttle at the casino to drive us back to the RV Park, the cute driver asked our space numbers.....being of advanced age, we couldn't remember.....but it didn't matter, 'cause he said: that's ok, you're the Ultra Vanners! Hmmmmmm

The highlight of the Rally was group pictures of us Ultra Van Leprechauns, dressed in green St Pat's Day attire, poised in front of each of the Ultras and Tiara. Soon, I'll have all the pictures edited, titled & posted on my Facebook page (Betsy Haas Senn) in the new Photo Album "AVI Ultra Van Rally", and on the Ultra Van website <http://ultra-van.tripod.com/>, and on the Ultra Van Group.

Lew & Shelley may never bring grapefruits from their tree again to any Rally - 'cause these grapefruits make for very interesting pictures! HaHa. Bob Galli, one of the original Ultra Vanners, said the grapefruit pictures reminded him of "Carol Burnett - Snow White 15 years later" (Google it) !!!

Next year's special event, will be a Talent Show/Contest. So far, Cyndie has volunteered to exhibit her skills at twirling batons, like she did back, WAY back, in high school....Chuck is gonna be a Stand-Up Comic AND an orchestra.....Amanda is a famous Hoola Hooper.....Jim plays the bugle....me and Gale are gonna dance as Can-Can Gals....Leo played the Coronet WAY back in 4th grade....maybe some of you are good at Karoke?...maybe you're a magician who can escape from chains after being tossed into the mote with Nessie's Cousin?.....or your dog does tricks.... Whatever, it'll be fun fun fun! We can even parade up and down the streets of the KOA Park inviting others to watch and judge! The KOA staff is already anxious to take our pictures! You have a whole year to fester up your hidden talents.



The Dessert Potluck gave us all sugar-high-energy for the Yankee Swap Meet, which as usual, was fun and presents were great! Of course, the sexy high heels are always a hit!

The Tech Session was helpful and interesting....well, to the guys at least. Chuck displayed and demonstrated his latest modern technical addition to 460....the blinker problem in Bill & Amanda's 383 was traced down and fixed, after many hours spent trying to find the bolt that Chuck permanently lost down in 383's wall - that made for an interesting picture too!

Gretchen and Gale took a quick jaunt up to Oatman - one which they will never ever forget! Oatman is a cute historic mining town where the wild burros roam the streets & sidewalks & occasionally even into the stores. It was Burro Mating Season, so Gale & Gretchen have some really extraordinary visions forever etched into their minds!!!

Altogether, 22 people enjoyed (Kingman Az) in their Flamin' their Whale 460, Bill & Amanda Linda & Terry (Douglas Az) & T-2011, Lew & Shelley & huge long and tall behemoth day long, Jim & Marlene Betsy's best gal-pal Gale Joe's brother Rich & Bea trailers, and Doug & Meg (Bellingham Wa) stayed in the lot of fun! Already looking forward to next year's AVI Ultra Van Rally. Hope to see ya all there - and in the Talent Show!!



the Rally.....3 Ultra Vans - Leo & Betsy 293, Chuck & Cyndie (Mesquite Nv) in (Long Beach, Ca) in their new 383, their friend Allen (Flagstaff Az) in Tiara Donna (From Manteca Ca) in their new motorhome which provided shade all (Joshua Tree Ca) in their Coachman, & Joe (Golden Valley/Kingman Az) and (Pahrump Nv) in their 2 new travel (Boring Or) and Gale & Gretchen Casino Motel. We all really truly had a

Eastern Ultra Van Spring Rally Report

By Mary Lou Kramer and Brenda Standal

Pre-rally activities began on Friday, March the 13th when Roy and Jim Davis in Beau (#388) arrived in time to feel, hear, and see a rocket launch from Cape Canaveral. Nancy and Doug Pratt in #373 joined them on Saturday in time for the Titusville Air Show. By air show time on Sunday, Mary Lou & Jerry Kramer in #424 and Brenda and Norm Standal in #480 had joined the group to see the Air Force Thunderbirds perform.

Monday's tech session was hosted by the Pratts who could not get #373 to start on Sunday. After much discussion about the possible solutions, they first tried replacing the ignition coil and Eureka!!!! It then started on the first try and is still running smoothly to this day. The rest of the day was spent visiting, eating, and shopping to restock our pantries.

Gary and Olga Anderson arrived with their popup camper on Tuesday afternoon. Brenda treated the group to dinner at the Old Florida Grill to celebrate Norm's 86th birthday.



Wednesday morning's business meeting was temporarily interrupted when Marion and Norm Helmkey drove in with their daughter, Lauren. After all of the greetings, we completed the meeting. The whole group then went to the Dixie Crossroads restaurants for a very enjoyable lunch and returning to camp for more visiting. Since this was a no host rally, we scheduled our time on an hour by hour basis. Joining us for our potluck of finger food was members, David & Judy Fox (#486) from Minnesota.

Thursday after our pancake breakfast, we said good-byes to the Pratts and the Foxes. The rally ended with visiting, coach hopping, and eating again. Friday morning we all said our goodbyes until the next time.

