

Happy New
Year 2015



Chuck and Cyndie have fun showing off their Ultra Van and Corvair convertible. It's the 2013 Mesquite Motor Mania car show. The Whale (#460) got the Dignitaries Award, and Cyndie's '64 convertible got the award and \$100 for Ladies Choice, by popular vote over 3 days. There were 700 cars at the show and everybody, especially Cyndie, had a great time.

Whales On Wheels

a publication of the Ultra Van Motor Coach Club

Volume 2015

January Issue #1

The Whales on Wheels is a quarterly publication of the Ultra Van Motor Coach Club, Inc. a CORSA Chapter and is dedicated to the preservation and use of the Ultra Van. This 22 foot, unique, motor home was designed by David Peterson and built in Kansas until 1970. About 365 units were built. For membership, please remit dues to the Treasurer, Owen Strawn (\$5 per year if your newsletter is delivered by e mail or \$15 per year if the newsletter is delivered by snail mail (Post Office). Make checks payable to Ultra Van Motor Coach Club. Send submissions to WOW by email to the Editor, Brenda Standal (Digital submissions are preferred, but even hand written are acceptable)

UVMCC, Inc. 278 Garden Circle Manteca, CA 95336

PRESIDENT

Jerry Kramer #434
1869 Union City Rd.
Ft. Recovery, OH 45846-9316
(419) 852-5720
krammary@bright.net

VICE PRESIDENT

Lewis Young #497A
278 Garden Circle
Manteca, CA 95336
(209) 823-6293
sly111@comcast.net

TREASURER

Owen Strawn
434 So. Lexington Rd.
Wichita, KS 67218
(316) 208-4885
owenstrawn@yahoo.com

SECRETARY

Mary Lou Kramer #424
1869 Union City Rd.
Ft. Recovery, OH 45846-9316
(419) 852-9380
krammary@bright.net

NEWSLETTER EDITOR

Brenda Standal #480
1285 Driftwood Dr.
N. Fort Myers, FL 33903
(239) 656-3075
brennorm@aol.com

TECHNICAL EDITOR

James Davis #388
312 Butterworth Road
Murray, KY 420718241
(270) 435-4572
jld@wk.net

Eastern

Doug Pratt (570) 549-8136 '15
Norm Standal (249) 656-3075 '16
Jim Davis (270) 435-4572 '17

DIRECTORS

Western

Jerry Mello (541) 926-2631 '15
Chuck Hanson (702) 743-2021 '16
Gale Pfueller (360) 734-3953 '17

UVMCC Membership E Mail for the Treasurer is at: uvmcc_membership@yahoo.com

Web Site: <http://www.corvair.org/chapters/ultravan/>

INDEX

Page	Subject
1	Ultra Van Newsletter Cover
2	Index
	Calendar of Events
3	Prez Sez
	Death Notice
	Message from your Editor
4	Western AVI Ultra Van Rally
5	Eastern Ultra Van Rally
6	2015 National Ultra Van Rally in Branson, MO
7	Ultra Vans for Sale
	Ultra Class Ads
8	Ultra Merchandise
	Ultra Van Sales for 2014
9-11	Article by Nancy Pratt
	Tech Tip
12	Report on Western Fan Belt Toss
	CORSA Events
	Dues Reminder

2015 Calendar of Events

March 12-15	Western Rally at AVI	Page 4
March 17-20	Eastern Spring Rally at Titusville, FL	Page 5
Sept 13-17	2015 Ultra Van Nat'l Rally in Branson, MO	Page 6

The Ernest Newhouse Award

There have been questions regarding the procedures and selection of a person who should receive the Ernest Newhouse Award. The following was taken from our By-Laws Dated 2006 Appendix – J Paragraph 2 Procedures (5/93)(7/00)(8/05)


The award recognizes an Ultra Member who has contributed in an outstanding manner to the progress, enjoyment and general success of the Club and its activities, and meets the qualifications as stated in "B" below. (7/00)(8/05) Basis for selection will be the individual performance during the entire period of membership. Not limited to the previous year or any other shorter time period. To qualify for nomination of this award, the individual must have done four of the following six items:

1. Host at least one National Rally.
2. Hold a Chair position of a committee.
3. Hold at least one term as a club officer, Tech. or other Club position.
4. Be a member of the Club for a minimum of two years.
5. Host at least two regional Rallies, or a second National Rally.
6. Accomplish outstanding or superior services to the Club.

A written, qualifying report will be sent to the President for each nominee for verification. The President will forward each qualified report to the editor for inclusion on the Ballot.

Members vote by ballot, preceding or during the National Rally. Nominations will be as specified in paragraph 2B above.

Presentation of the award occurs at the National Rally. A tie vote selects the individual of longest Club membership. An individual may receive the award one time. The "Ernie Award" is the highest individual recognition that the Club offers. The Medallion will be worn at all Ultra Assemblies



PREZ SEZ

January 2015

As you all may have noticed, another year has slipped by. I guess that means all in all things aren't going too badly. So my wish for you is good health and a blessed New Year.

We plan to make our annual trek to Florida and be at Titusville for the spring rally. Last year there were many people in Florida talking about how glad they were to be in Florida instead of being back home up north. So far this winter has not been bad, but I'll say no more.

Anyone who has done auto maintenance knows that sometimes there is no obvious answer to a problem. The left front tire on #424 has leaked down twice and no amount of soapy water has shown the leak. I guess this is just one of the many joys of Ultra Van ownership.

Hope to see many of you this coming year.

Jerry



From Clyde and Kaye Stanton: Morris (Randy) Randal passed away 12-31-14 at 10:30 p.m. Randy would have been 92 yrs. old in Feb. They were previous owners of 328 for many years. They spent time with us here in MI. At least 6 times from 1986 on and we spent time with them in FL. And at rallies around the USA. He is now home with his wife in Heaven.



A Special Note from Your Editor.....It is more economical to receive your newsletter electronically now, so if there some of you out there who now have e mail & would like to receive your Whales on Wheels very fast (It takes 2 seconds to e mail it to you), please let me know and I will take you off of my Snail Mail list. You can e mail me at the address below.

Brenda Standal
239-656-3075 brennorm@aol.com



Rally at AVI Casino in Laughlin, NV

AVI CASINO ULTRA VAN RALLY at the AVI's KOA RV PARK

12th – 15th March, 2014

(arrive Thursday - depart Sunday)

Make Reservations with Linda KOA 1-800-562-4142

Mention Betsy/Jim Craig/Ultra Van to park together near Golf Course

Please bring something for the Yankee Swap

And please contribute to the Dessert Potluck!

AVI 1-866-463-6284 www.avicasino.com

Betsy 928-565-1298 sennasylum@npgcable.com
or Jim 760-285-1212 flexman52@roadrunner.com



The AVI KOA RV Park has pull-in's, back-in's, pull-thru's, full-hook ups, 50/30 Amp, Cable and WiFi - clean restrooms, laundry, showers, a grassy doggie run area - comfortable, quiet and beautifully maintained. There's a 24-hour shuttle so's ya don't have to walk to the Casino. The KOA RV Park is rated 4.5 out of 5 ! It's reasonably priced around \$23 a night and discount for AARP & others. KOA guests are entitled to all the AVI Resort & Casino amenities.

Soon as ya step foot inside the Casino, ya best get yourself a free Slot Card - or have them give you another one if you lost yours - so's to be eligible for their specials. On Thursdays, their buffet is 2-for-1....that'd be good for our Welcome Dinner!!

The AVI is located on the beautiful banks of the Colorado River, about 11 miles down-river from the Laughlin Strip. It's a Gamers Paradise! Vegas-style casino, over 20 table games, poker room with live Texas Hold 'Em - Sports Book - Bingo - Keno - Slots galore - 7 dining options - an exercise/fitness center - an 8-plex movie theatre with a senior matinee movie special - great entertainment - a 9000 sq foot Lagoon Pool - a boat launch - the largest private beach on the Colorado River - a beautiful golf course - fishing - boating - off-roading....plenty to do even if you're not a gambler.

And of course, we'll have our usual **Club Meeting** & pay a small "rally registration fee" which helps keep the next Rally going - a **Tech Session** - tours & inspections of our Ultra Vans - and our **Yankee Swap Meet**....so don't forget to bring a silly or serious \$10-value present each person -- also bring a dessert to share at our **Dessert Potluck**, usually served along with the Yankee Swap Meet - and whatever else we decide to do or not do - in addition to sittin' around chatting, joking, laughing, relaxing and enjoying the camaraderie of good friends with funny-looking motor homes!

Eastern Ultra Van Rally in March in Florida
March 17th through March 20th, 2014

Manatee Hammock Campground
7275 South U S Highway 1
Titusville, FL 32780

Phone: 321-264-5083

Fax: 321-264-6468

Call for Reservations.



<http://www.brevardcounty.us/ParksRecreation/Campgrounds/ManateeHammock>

**2015 Ultra Van National Rally
In Branson, Missouri**

September 13-17, 2015

Hosted by the Standals and the Kramers

At the **Musicland Kampground**

116 N. Gretna Rd
Branson, Missouri 65616
(888) 248-9080
(417) 334-0848

www.musiclandkampground.com

When reserving, please mention the Ultra Van group



Ultra Vans For Sale

#232 Ultra Van. This unit has about 1200 miles on a rebuilt 110 engine. I have invested over \$12,000 for renovation and upgrading. I had just returned from a 1,200 trip with my Ultra before taking it in for some body work and paint job. At that time, it was in great running condition before the wiring was removed. There is a brand new refrigerator, Onan generator, exterior body parts, and (2) windshields that are stored with the Ultra Van in Las Vegas. It also has a rebuilt transmission. Included are heavy duty brakes, new front suspension, air conditioner and swamp cooler. The exterior body is in fairly good shape. The wiring, interior paneling and carpet have been removed in a renovation attempt. Would consider the buyer using some bartering, or doing the mechanical work that needs to be completed. Ultra Van #232 has been relocated to the property of Chuck Hanson in Mesquite, Nevada. He intends to do some upgrades and improvements on Ultra Van #232. His cell phone number: (702) 346-1688. We can thank Chuck for saving another Ultra from the graveyard. **Darrell Woofter contact at 417-725-8088 or email me at woofcorvair@aol.com for questions. Please make Offer**



Ultra Class Want Ads

WANTED: I need an original steering column for UV 222. A mid-eighties olds column has been installed in our coach and I don't like it. If not mistaken, the original column would have been a Ross steering unit. Please contact me at bojogray@primus.ca or johngray063@yahoo.com 905 449 9858. I have a US postal box so shipping should not be an issue.
John Gray, Oshawa, Ontario

FOR SALE: A compilation of all Ultra Van Technical Tips and Technical Articles from 1966 to 2012 on a CD. This supplement to the Ryerson Manual is fully searchable by word or subject and is indexed to the Ryerson Manual. The CD is in Portable Document Form so it loads on any computer that a PDF reader installed. Cost is \$15 including shipping to CONUS addresses and \$25 to other addresses.
James Davis, 312 Butterworth Rd., Murray, KY 41071

For Sale: Reprinted Ryerson Ultra Van Manual

I now have the Ryerson Ultra Van Service/Repair manual and a CD version of it available.

Prices: Manual only \$50.ea. (Mailed in USA.)

Manual only \$70.ea. (Mailed to Canada.)

CD only \$17. (Mailed in USA.)

CD only \$22. (Mailed to Canada.)

CD mailed with manual \$15. (To all.)

Make check to: Eric Kirven.

Mail to: 3585 Cerritos Ave., Long Beach, CA 90807



ULTRA MERCHANDISE



CUTE Miniature Cloisonné Ultra pins \$5.00 each
Club badges – 1st one free at rally or \$2.75 replacement
"Corvair Powered" bumper stickers \$3 or 2 for \$5
DVD of Ultra Archives \$5.00
VIN # plates (blank – you provide coach #) \$3.00
Blue Golf shirt with stitched "Ultra Van" \$5 (sizes XL & 2XL)
A few T-shirts from past rallies @ \$5.00
Booklet "From Covered Wagon to Ultra Van" \$5.00
½ " X 4 ½ " Stitched patches w/ Ultra on US map & flag \$3.00

Tech tips, sets 1 or 2 (\$13 + \$2 shipping each mailed)

Window decals: UVMCC with Ultra \$1.00

Postcards and note cards @ various prices

Various Viton "O" Rings by Safari priced from \$1 - \$9.00

(Plus shipping) Call or e-mail about these items...OR BETTER YET, SHOW UP AT A RALLY!

Available at rallies or by ordering from Nancy Pratt or Patti Mello, Merchandise Chairpersons
570-549-8136 dnpratt@juno.com



Ultra Van Sales

There were 23 known/confirmed Ultra Van sales in 2014. As always, I appreciate any updates or corrections! By Owen Strawn

coach - seller - buyer - transaction date

304 - Jerry Crawford to [unknown] - 12/29/14

527 - Jeff Hunter to Rodney Fake - 12/27/14

T2034 - Rob Bertschy to Milt & Lisa Parra - 12/20/14

337 - Don Reiman to Damian Lee - 12/11/14

285 - Rich Kennedy (RIP) to [neighbor to scrapyard to William unknown] to Jim Chiavaroli - 12/6/14

524 - Jerry Gray to Phillip Trella - 12/5/14 (3/25/13?)

604 - Perry van den Eertwegh to Herry Bakker (Holland) - 12/4/14

452 - Ron Cathcart to John Nickel & Barb Mee - 11/7/15

249 - Doug Hull to [unknown in New Brunswick] - 10/29/14 (a couple months ago?)

452 - John McGonagle to John Goodhue to Ron Cathcart - 9/23/14

338 - Ed Lindsay to Franziska Meier - 8/21/14

487 - Jeff Irwin to [unknown in Dayton] - 8/18/14

334 - Louis Griggs (RIP) to Mike Hanyi - 7/26/14

225 - Garry & Kathee Pfalmer to Kristi Braun - 7/25/14

392 - Clyde Stanton to Bonnie & Howard Joseph - 6/29/14

383 - Eric Kirven to Amanda Shumack & Bill Moeller - 6/7/14

398 - Paul Bayoff to Gary Greenwood - 5/20/14

T2025 - Bill Bailey to Hiro Tsujimoto - 5/17/14

518 - Mike Babinetz to Brian Harris - 5/13/14

328 - Billy Meade to Molly Bacon & Chris Brown - 5/7/14

380 - Spence Duffey to Ken Hand - 3/9/14

101 - Jeff Lane to Craig Lamond - 2/14/14

251 - Paul Kessler to Craig Lamond - 1/21/14

Welcome New Ultra Van Owner of #527

By Nancy Pratt #373

My brother, Rodney Fake of Jacksonville, FL, bought an Ultra Van!! Who would have guessed! You could have knocked me over with a feather when he sent me a text message in November saying that he was hunting for one. After all, we've owned our #373 for 20 years and he never mentioned that he was even considering the idea.

Last March while we were visiting family in Jacksonville, he and a friend stopped by to look at ours and take photos. Nothing new about that since we give tours and let people take photos all the time. But somehow Rodney must have gotten the itch because he now owns #527, which he located about 50 miles from his home. It was previously owned by Jeff & Rhonda Hunter. Rodney says that they are really nice people, but aren't all Ultra Van people nice?!

The next step is getting it home. First the engine ran, but wouldn't stay running, although it moved a foot or so. On the next trip to the Ultra, the engine didn't stop, but neither did the coach because the brakes were bad. As soon as the brakes are working, Rodney plans to drive it down the long narrow driveway to the road and then have it towed home. Hopefully by the time this newsletter is very old, the Ultra will be in his back yard. Rodney can fix most anything, so good luck, and welcome to the world of Ultra Vans, even though you have the Chevy V8 engine.



TECH ARTICLE NUMBER: 2015-01
UV MANUAL SECTION: 15-85

SUBJECT: Daytime Running Lights (DRL)
AUTHOR: Fran/Peter Schmit (Leeky Seel NL)
: adapted by Jim Davis #388

Modern cars have separate lights for separate functions and more often than not run both the parking lights with the daylight running. Parking lights on ensures that the width of the vehicle is identifiable even if a headlight bulb fails. These cars also often display a DRL on the dash to signify these lights are on any time the car is in operation. There are two variations of this DRL modification (the Deluxe and the Low Cost) that will be discussed. Both result in Daylight Running Lights, but each offers its own set of advantages. Find the one you like, but read about both. Ultra Vans have headlights, parking lights, taillights, clearance lights, identification lights and dash lights too. The Deluxe modification allows us to turn on ALL of our lights automatically which allows us to drive without having to think about them; they are all on when the engine is running. Day or night, your presence is made known to oncoming motorists as well as those approaching you from the rear.

Additionally, there is no danger of accidentally forgetting to turn off your lights because the headlight switch has not been manually engaged. It's all automatic. The alternative Low cost modification allows us to turn on only the headlights automatically while leaving the other lights manually operational using the headlight switch.

Because some lights would be automatically turned on and others left manual, we have to think about which ones are on when.

Example: Automatically turning on the head-lamps-alone gives us the daytime running lights without the taillights or the dash, etc. It can then fool us, when driving at night, into thinking our tail-end is lit when we can obviously SEE that our headlights are on. We can, of course, manually pull on the switch so that our lights are on during the day but then we often forget to turn them off...and have a dead battery! Bummer! So, we can do the Deluxe All the lights modification which takes a little more time, or...we can do the low cost, just the Fronts. Let me give you a quick rundown on the difference

between the quick low cost (easier) wiring and the deluxe ~~ALL~~ the lights+wiring. We will be adding a relay controlled by the GEN~~s~~ tell-tale light (alternator light) that will activate after the engine has started (not before cranking or during cranking) and will turn off when the engine and alternator stops. You don~~d~~ have to think about this part once it~~s~~ installed and it will work every time as this is a **robust** design. This relay will power both your Hi and Low-Beams every time your engine starts or stops. Choosing this low cost option is very quick as it only involves adding one wire from the relay to the dimmer switch. This is the ~~cheaper~~+version of a daytime running light (DRL). However, it does not provide the parking lights to be on for that rare time of having a burned-out headlight.

~~Deluxe~~version of a DRL modification on an Ultra Van involves the exact same sequence described above with the additional time involved in tying the relay wire to the other two wires, shown later. This extra investment of time and effort, is the cost difference between the low-cost DRL and a deluxe-DRL. If you hire it done the Deluxe will cost more money. This extra investment provides these DRL features: Headlights ON whenever the coach is running . High beam or Low beam. Front running lights . formerly called ~~PARK~~can show the width of the car if needed. Dash (panel) lights - - with the rotating dimmer when you are driving at night.

Taillights - - The same as you would normally have. Turn signals are unaffected by this mod. ALL of the functions of the normal MANUAL headlight Switch, as if you had pulled the handle yourself~~o~~ .only now they will not only come on every time you start-up, but they will also go DARK, automatically.

DO NOT CUT THESE WIRES, SIMPLY EXPOSE THEM AND SOLDER THEM TOGETHER WITH THE NEW DRL WIRE.

This new wire from the relay goes straight down to the dimmer switch for the quick DRL.

If you have a 10SI or a 12SI alternator (1 or 3 wire) the top spade lug nearest to the front of the coach powers the gen/alt light. The light is on the dash of 1965-1968 Corvair powered coaches. For 1969 coaches the light is in the engine compartment.

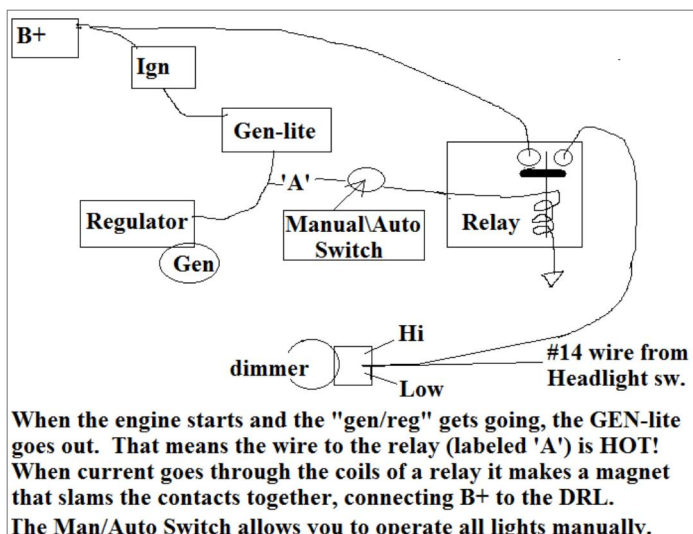
This new wire from the relay goes straight down to the dimmer switch for the quick DRL.

UltraVan - specific wiring

#9 is gen/alt light wire - #9A for 1969

#17 is to dimmer switch (Lt. blue in the picture below)

The Deluxe model uses all of the 'quick' s circuitry.



Here are a few pictures to guide you. Early and late Corvair switch bottoms ð . Early and late connectors from your perspective that are labeled to guide you in how to tie the proper leads together to make a Deluxe DRL.

DO NOT CUT THESE WIRES, SIMPLY EXPOSE THEM AND SOLDER THEM TOGETHER WITH THE NEW DRL WIRE.

Violet, Black and Lt. Blue on the EM cars
Note: The big #14 wire (blk/LM, lt blu/EM) is the wire that goes down to the Dimmer Switch:

Brown, black and purple on the Late cars

UltraVan - general wiring

#9 is gen/alt light wire - #9A for 1969 model year, Corvair coaches

#17 is to dimmer switch (Lt. blue in the picture below)

#16 is clearance, identification and tail lights (violet below)

#18 is dash lights (black below)

NOTE: Most UltraVans use the early model headlight switch.

Also: when these three wires are together your manual headlight switch will **no longer** have

the **PARK** function. Any position on the manual switch and will get you all the lights on.

Depending on how your individual coach was rewired, the emergency flashers may be inactive when the manual/auto switch is in the auto position.


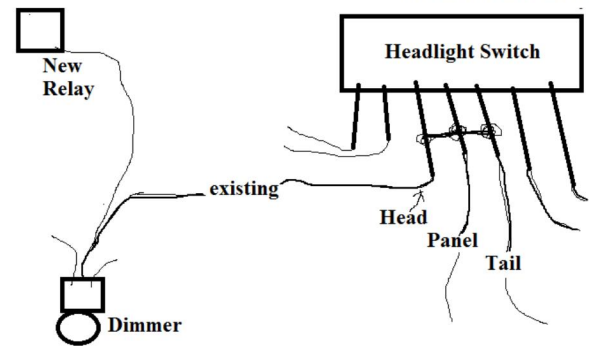
I do not recommend this uses the 37 amp 10DN and regulator. {ED.}

DELUXE DRL



Normal H'lite switch has seven wires.

One of them already goes to the Dimmer Switch.

Tie that #14 wire, to the other two wires as shown in the fotos.



mod for any coach that still alternator



The 37th Great Western Fan Belt Toss and Swap Meet was this weekend in Palm Springs, CA. Three Ultra Vans were there; the Senn's 293, Hanson's 460 and Eric Kirven with 504. Also in attendance were Christy Barden, owner of 228, Amanda and Bill, new owners of 383, and Jim Craig, former owner of almost all Ultra Vans. Jim and Christy were successful at selling mountains of Corvair parts, Cyndie sold lots of Halloween craft stuff, and everybody somehow survived the frigid temperatures that barely reached the low 90's in the afternoon.



Everybody had a great time as usual, and too many Marlene Craig desserts, and possibly too many adult beverages were consumed. We look forward to this event every year, and highly recommend coming out and enjoying the 3 days of bonding and camping out in Sunrise Park with your fellow

UVers.

By Chuck Hanson



CORSA EVENTS

Winter Swap in Hamilton OH

Hosted by Corvair Club of Cincinnati

January 31st, 2015 7:00 AM *through* 1:00 PM

3000 Symmes Rd Hamilton, OH 45015 United States Swap Meet

Corvair Lovers Holiday in Pensacola Beach FL

Hosted by West Florida Corvair Club February 27th, 2015 5:00 PM

through February 28th, 2015 9:00 PM

16 Via De Luna Pensacola Beach, FL 32561 United States Car Show wfcc@mediacombb.net

Spring Warm-Up in Myrtle Beach SC

Hosted by Central Carolina CORSA March 13th, 2015 5:00 PM *through*

March 15th, 2015 12:00 PM

1561 21st Ave. N Myrtle Beach, SC 29577 United States Car Show air_cooled63@yahoo.com

Heart of Texas Reunion in Burnet TX

Hosted by Alamo City Corvair Club April 17th, 2015 5:00 PM *through*

April 19th, 2015 12:00 PM

810 S Water St Burnet, TX 78611 United States Car Show glwhalen@att.net

Springfest in Helen GA

Hosted by Corvair Atlanta, Heart of Georgia Corvairs, Queen City Corvair

Club April 24th, 2015 12:00 PM *through* April 25th, 2015 9:00 PM

Edelweiss Strasse Helen, GA 30545 United States Car Show lawjandl@aol.com

Meet the Makers in Ypsilanti MI

Hosted by Detroit Area Corvair Club May 14th, 2015 12:00 PM

100 E Cross St Ypsilanti, MI 48198 United States Exhibition corvailady@gmail.com

Virginia Vair Fair in Lexington VA

Hosted by Central Virginia Corvair Club May 29th, 2015 5:00 PM *through*

May 31st, 2015 12:00 PM

2836 North Lee Hwy Lexington, VA 24450 United States Car Show

CORSA International Convention in Knoxville TN

Hosted by Knoxville Area Corvair Club June 24th, 2015 8:00

AM *through* June 27th, 2015 3:00 PM

501 E Hill Ave Knoxville, TN 37915 United States International Convention

“Message to Ultra Van members who have not paid dues since 2012-2013, this issue will be sent to you, but please contact the Treasurer, Owen Strawn for updating your membership and receipt of further newsletters. Thank you.”